

# EARLY CHILDHOOD DEVELOPMENT IN COCKBURN

## Emerging trends from the Australian Early Development Census

The AEDC results provide a snapshot of how children are developing in our community.

They help us to

- understand children's needs;
- review community strengths and see what is working well; and
- start conversations on how to shape the future and well-being of children from an early age.

### 1,512

children in Cockburn were assessed in their first year of full-time school.



### Less than 1 in 5

were developmentally vulnerable.  
That's 16.9% of 5 year olds in Cockburn.

### COMMUNITIES IN COCKBURN

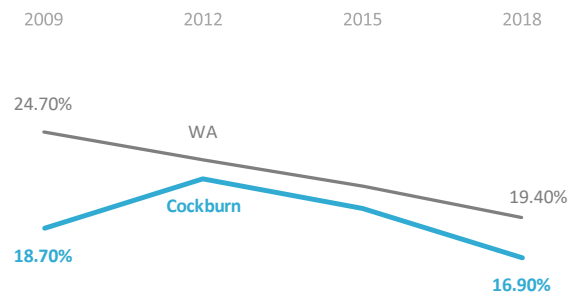
Some communities have a higher proportion of children with developmental vulnerability on one or more domain compared to the WA result. All experienced an improvement from 2015, except Atwell.

Vulnerable on one or more domain(s) 2018

	%	N
Coolbellup	31.4	16
Hamilton Hill	23.7	33
Beeliar	22.6	26
Coogee	21.4	12
Bibra Lake	20.0	18
Atwell	18.2	25

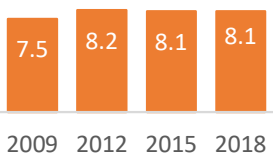
### HOW DOES COCKBURN COMPARE?

The percentage of children developmentally vulnerable in Cockburn has fluctuated compared to WA's decreasing trend.

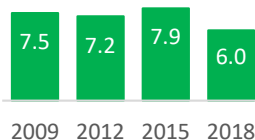


### PERCENTAGE OF CHILDREN DEVELOPMENTALLY VULNERABLE BY DOMAIN

Physical Health & Wellbeing

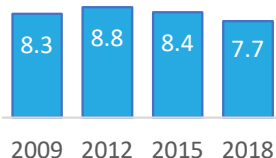


Social Competence



Comparing 2018 results to 2015, Social Competence, Communication Skills and General Knowledge domain showed improvement and the other domains were quite stable. Considering the longer term trend, the most improvement in development of children has occurred in the Language and Cognitive Skills domain.

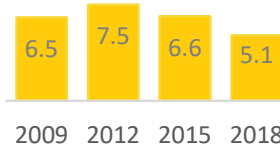
Emotional Maturity



Language & Cognitive Skills (school-based)



Communication Skills & General Knowledge



Visit the AEDC data explorer at [www.aedc.gov.au](http://www.aedc.gov.au) to view more interesting insights into communities in your area.