

EARLY CHILDHOOD DEVELOPMENT IN KWINANA

Emerging trends from the Australian Early Development Census

The AEDC results provide a snapshot of how children are developing in our community.

They help us to

- understand children's needs;
- review community strengths and see what's working well; and
- start conversations on how to shape the future and well-being of children from an early age.

727

children in Kwinana were assessed in their first year of full-time school.



More than 1 in 4

were developmentally vulnerable.
That's 27.2% of 5 year olds in Kwinana.

COMMUNITIES IN KWINANA

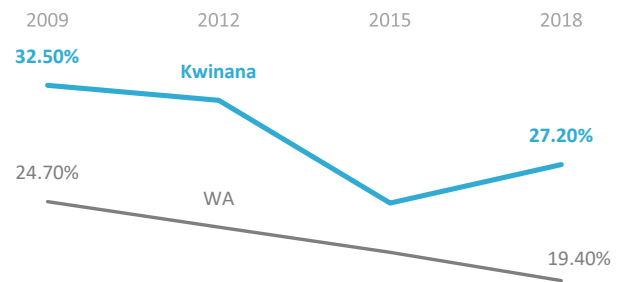
Leda and Calista / Kwinana Town Centre experienced a significant increase in % of childhood vulnerability on one or more domain between 2015 and 2018.

Vulnerable on one or more domain(s) in 2018

	%	N
Calista / Kwinana Town Centre	48.4	15
Parmelia	44.0	33
Leda	38.0	30
Orelia	29.6	16
Bertram	26.8	33
Medina	20.0	8
Wellard	19.3	44
Casurina/Wandi/Anketell/Hope Valley	12.5	6

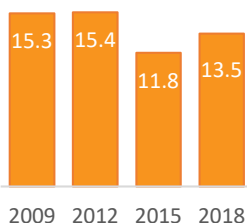
HOW DOES KWINANA COMPARE?

The percentage of children developmentally vulnerable in Kwinana has fluctuated compared to WA's decreasing trend.

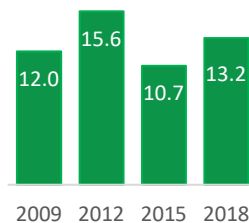


PERCENTAGE OF CHILDREN DEVELOPMENTALLY VULNERABLE BY DOMAIN

Physical Health & Wellbeing

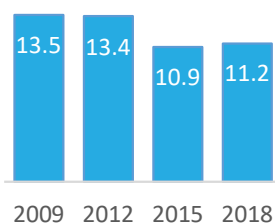


Social Competence

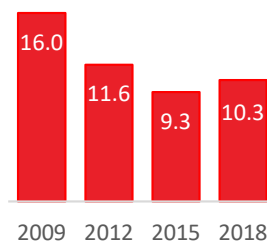


Vulnerability in Kwinana has fluctuated. Comparing 2018 results to 2015, there is a greater proportion of children vulnerable in each of the domains. The increase in vulnerability of children in the Social Competence domain, in particular, represented a significant change. Considering the longer term trend, the development of children in both the Emotional Maturity and Language and Cognitive Skills domains has been improving.

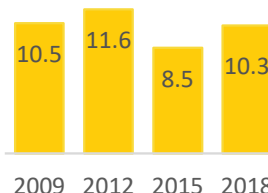
Emotional Maturity



Language & Cognitive Skills (school-based)



Communication Skills & General Knowledge



Visit the AEDC data explorer at www.aedc.gov.au to view more interesting insights into communities in your area.