

Early Childhood Development in Cockburn

Emerging trends from the Australian Early Development Census 2021

The AEDC results* provide a snapshot of how children are developing in our community. They help us to:

- understand children's needs
- review community strengths and see what is working well
- start conversations on how to shape wellbeing of children from an early age

CCK will be holding community forums to explore the results, dates to be posted on our Facebook.

1,537
children in Cockburn
were assessed in
their first year of
full-time school

17.7%
of these were
developmentally
vulnerable

Communities in Cockburn

Aubin Grove and Munster experienced a significant increase in % of childhood vulnerability on one or more domain between 2018 and 2022.

Vulnerable on one or more domain(s) in 2022


	%	N
Bibra Lake	12.3	8
Coogee	13.2	7
Hamilton Hill	11.3	13
Munster	12.3	8
Spearwood	6.2	7
North Lake	20	3
Aubin Grove	9.9	14
Success	7.9	15

How does Cockburn compare?

The percentage of children developmentally vulnerable in Cockburn has decreased compared to WA.

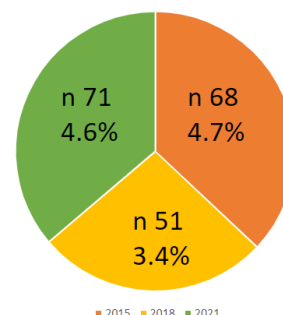


Percentage of children developmentally vulnerable by domain

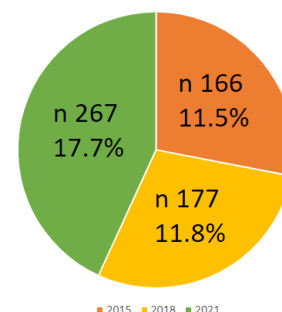


Special Needs

Identified with special needs



Need further assessment



*Full AEDC results can be found at aedc.gov.au/data