

# Early Childhood Development in Kwinana

## Emerging trends from the Australian Early Development Census 2021

The AEDC results\* provide a snapshot of how children are developing in our community. They help us to:

- understand children's needs
- review community strengths and see what is working well
- start conversations on how to shape wellbeing of children from an early age

CCK will be holding community forums to explore the results, dates to be posted on our Facebook.

**812**  
children in Kwinana  
were assessed in  
their first year of  
full-time school

**31%**  
of these were  
developmentally  
vulnerable

### Communities in Kwinana

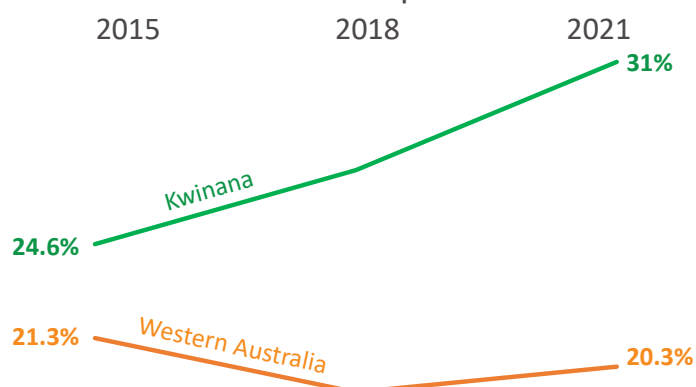
Medina and Orelia experienced a significant increase in % of childhood vulnerability on one or more domain between 2018 and 2022.

Vulnerable on one or more domain(s) in 2022

	%	N
Calista / Kwinana Town Centre	33.3	16
Parmelia	36.5	27
Leda	28.1	16
Orelia	48.1	26
Bertram	26.1	35
Medina	52.9	18
Wellard	26.2	73
Casurina/Wandi/Anketell/Hope Valley	30.4	28

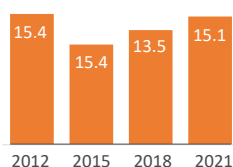
### How does Kwinana compare?

The percentage of children developmentally vulnerable in Kwinana has increased compared to WA.

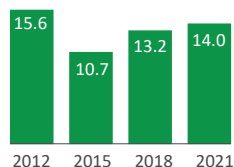


### Percentage of children developmentally vulnerable by domain

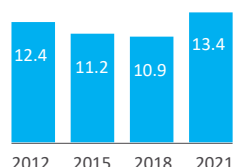
#### Physical Health & Wellbeing



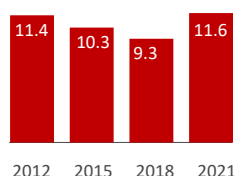
#### Social Competence



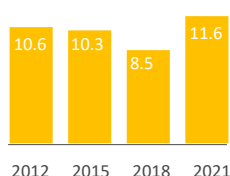
#### Emotional Maturity



#### Language & Cognitive Skills (school-based)

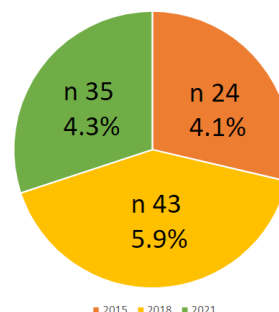


#### Communication Skills & General Knowledge

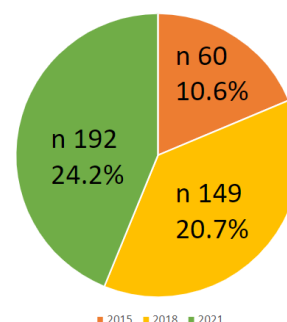


### Special Needs

Identified with special needs



Need further assessment



\*Full AEDC results can be found at [aedc.gov.au/data](http://aedc.gov.au/data)